



# ibaHD-Server

## New Features v3.6.0

Release notes

Issue 3.6.0

---

## **Publisher**

iba AG  
Gebhardtstrasse 10-20  
90762 Fuerth  
Germany

## **Contacts**

Head Office +49 911 97282-0  
Support +49 911 97282-14  
Technology +49 911 97282-13  
E-mail [iba@iba-ag.com](mailto:iba@iba-ag.com)  
Web [www.iba-ag.com](http://www.iba-ag.com)

©iba AG 2026, All Rights Reserved

<b>Issue</b>	<b>Date</b>	<b>Author</b>	<b>Changes</b>
3.6.0	03-2026	nm	

## New features in version 3.6

The following new functions and improvements are available in *ibaHD-Server* from version 3.6.

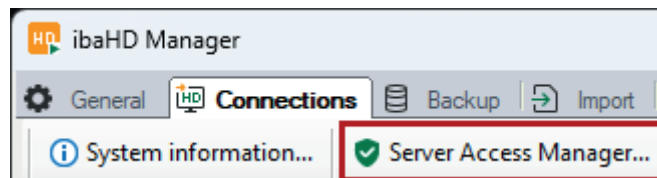
### 1 HD store migration

With *ibaHD-Server* v3.6.0, you can migrate HD stores from one HD server to another. The migration is initiated and carried out on the destination HD server, while the source HD server is controlled remotely.

For detailed information on the procedure, please see chapter "Migrating HD stores".

### 2 Server access management

As of this version, server access control is available for *ibaHD-Server* in the same way as for *ibaPDA*. You can access the configuration dialog by clicking on the <Server Access Manager> button on the *Connections* tab in *ibaHD Manager*.



The prerequisite for opening and changing the Server Access Manager is the new user right "Configure server access", see also chapter "Overview of user rights".

#### License reservation

In the *Server Access Manager*, you can reserve ibaHD client licenses and *ibaQPanel* licenses for specific computers in the network. Licenses that you reserve are considered used even if the client is not connected.

For detailed information on reserving licenses, see chapter "Reserved licenses".

#### Server access filter

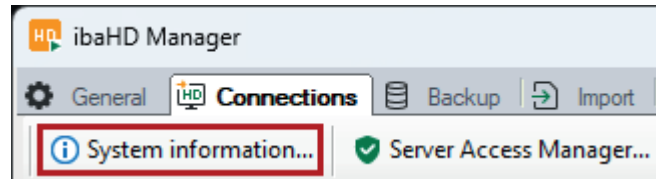
In the *Server access filter* area, you can specify which clients are allowed to connect to the server and configure the ranges for permitted and blocked IP addresses. For example, you can create a "blocklist" that blocks clients from a specified address range or an "allowlist" that only allows clients from a specific address range to connect.

The configuration is valid for all clients of the configured address ranges (*ibaPDA*, *ibaAnalyzer* etc.).

For information on the configuration, see chapter "Server access filter".

### 3 System information

As of version 3.6.0, you can maintain the system information in the *Connections* tab in *ibaHD Manager*, as was already possible in *ibaPDA*. The prerequisite for this is the new user right "ibaHD-Server configuration", see [Further improvements, page 4](#).



If you click on the button, a dialog opens in which you can configure the alias, the location and a description for the *ibaHD-Server*. The system information is currently displayed in the server selection of current clients (e.g. *ibaPDA*), in future versions of clients also within the software. For detailed information on the server information, see chapter "System information".

### 4 Further improvements

#### Additional information in the overview of the HD stores

In *ibaHD Manager*, you will now find additional information on the HD stores in the *General* tab. A new *Time Periods* column has been added to the overview table. This shows the number of time period stores configured in the HD store and the use of ultra time period licenses. In addition, the status display in the *Active* column has been optimized. Status icons now show more precisely why no data is being written.

Name	Storage path	Time periods	Signals	Size limit	Time limit	Active
HD_Time1	C:\Testablagen\Ablage1	1	157	0,8 / 50 GB	57,1 / 100 days	✓
HD_Time2	C:\Testablagen\Ablage2		0	0,1 / 100 GB	0 / 100 days	✗
HD_TRIG	C:\Testablagen\Ereignisse		1	0,1 / 10 GB	614,4 / 100 days	🔒

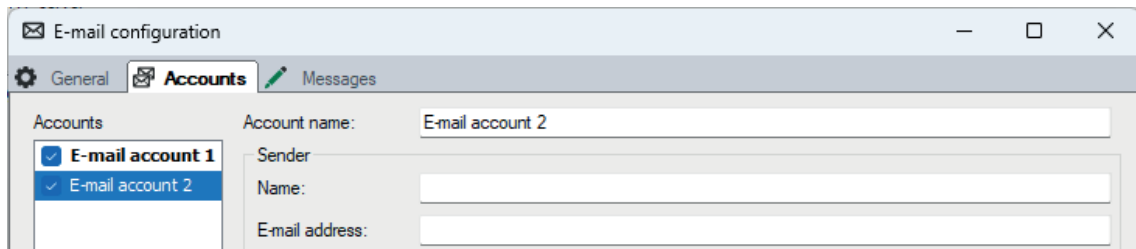
For further information, see chapter "HD stores".

#### Disabling the sending of e-mails

As of *ibaHD-Server v3.6.0*, you have the option of disabling the sending of e-mails centrally. The *SMTP Server – Enabled* option can now be found in the e-mail configuration.



You can also disable and enable accounts and messages that have already been configured individually.



For detailed information on sending e-mails, see chapter "E-mail".

**New user right "ibaHD-Server configuration"**

With *ibaHD-Server* v3.6.0 the user right "ibaHD-Server configuration" is introduced. This right gives users the permission to configure the system information and log settings. You can also use this right to change the *ibaHD-Server* port, which was previously only possible for the administrator.

The right is disabled by default for newly created users, as well as for existing users when switching from an older version to *ibaHD-Server* v3.6.0. The administrator still has all *ibaHD-Server* rights.

You can find an overview of all user rights at chapter "Overview of user rights".

**Display options for Active Directory users in user management**

From this version onwards, you have different display options in the user management for Active Directory users, which you can select via the context menu:

